

## Reference Guide

### Fundraise with Facebook!

To achieve our vision of a world without type 1 diabetes (T1D), more funding is essential. We want to give you easy ways to fundraise, so we have a special Fundraise with Facebook app that can help put the “fun” in fundraising! We know you probably spend a lot of time on Facebook, so here is an easy way to engage your social network, attract new donors, and expand the group your ask to support your efforts!

- **Students:** Always ask a parent for permission and help before going online! Follow Facebook policies and age restrictions.
- **Parents:** Participating in the Kids Walk to Cure Diabetes is a great family activity! One of the ways you can help your child fundraise is by using JDRF’s Kids Walk Facebook application to ask for support from friends and family members in just a few clicks! Share your child’s reason for walking and be proud that your family is making a difference!
- **Teachers:** Share your reason for participating in your school’s Kids Walk to Cure Diabetes through JDRF’s Kids Walk Facebook application! Fundraising with Facebook is effective – and easy!

#### Get Started Now!

- Log into your Participant Center and select **Fundraise with Facebook**



- Provide permission for Facebook to access information and post to your wall



### Continue as Callie

JDRF Kids Walk to Cure Diabetes will receive the following info: your public profile and photos. ⓘ

[Edit the info you provide](#)

🔒 This does not let the app post to Facebook.

[App Terms](#) · [Privacy Policy](#)

Cancel

Okay



JDRF Kids Walk to Cure Diabetes would like to post to Facebook for you.  
Who do you want to share these posts with?

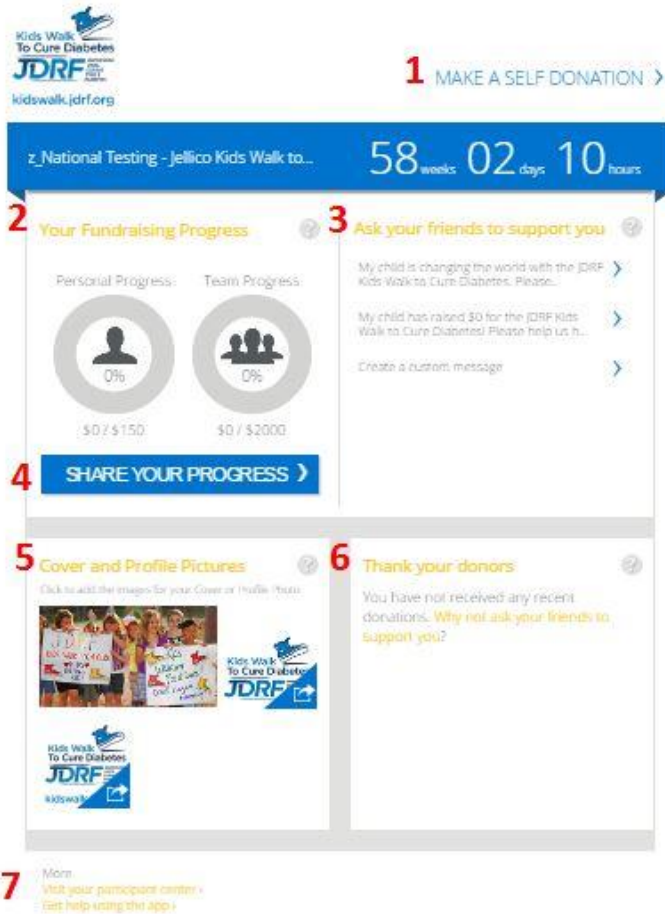
Friends ▾

Not Now

Okay

- Once you have installed the application and logged into Facebook, you will see a new option on the left or right side of your page. Select **JDRF Kids Walk to Cure Diabetes Fundraising**, to enter the app.





## Feature Highlights!

1. **Make a Self-Donation:** A link back to your event Donation Page
2. **Your Fundraising Progress:** Gives you a quick visual of your fundraising
3. **Ask Your Friends to Support You:** An easy way to ask for support from your network of friends
4. **Share Your Progress:** Create your own post to let your social network know of your success
5. **Cover and Profile Pictures:** Changes your profile or cover photo to the Kids Walk to Cure Diabetes images
6. **Thank Your Donors:** Send messages or emails to donors on Facebook by selecting the arrow next to the donor's name and then selecting the Facebook or email icon
7. **More:** Has two easy functions: you can access your Participant Center or request help with the application


## Want to Learn a Little More?

1. **Make a Self-Donation:** Want to show your own support or boost your fundraising? Here is a handy link to make it easy to make your own gift!

MAKE A SELF DONATION 

2. **Your Fundraising Progress:** Want to know how you are doing? This graphic quickly gives you an update on your personal and team fundraising. If the thermometer is not up to date, select the **refresh** link.

3. **Ask Your Friends to Support You:** Your friends will not give if you do not ask! Use the templates provided or create your own messages. Choose one of the comments and select the arrow to continue. A second window will then open, and you may add a personal comment. Then, select **Post to Facebook**.



4. **Share Your Progress:** Want to tell everybody how you are doing? Go ahead, why not? Select the arrow to continue. This will take you to your event Participant Page where you can select the "Donate To" button or follow any other aspect of your efforts.



5. **Cover and Profile Picture:** Use your Facebook page to let everyone know that you are participating! You can update your cover photo and your profile pic to raise awareness for the Kids Walk. This feature is accessed by selecting the Kids Walk to Cure Diabetes icon. Select the Kids Walk image from your photo album and confirm that you would like to change your picture. Do not forget to add your own message!

### Cover and Profile Pictures

Click to add the images for your Cover or Profile Photo



Thanks for uploading our picture!

You should now have a photo album called "Kids Walk to Cure Diabetes". Visit your new photo album and select your picture. Then select "Make Profile Picture" from the Options menu. Facebook will prompt you through the remaining steps.

GO TO ALBUM



- 6. **Thank Your Donors:** Your Kids Walk donors are helping create a world without T1D, do not forget to say "Thank You!" Select the arrow to create a Facebook update or send an email directly to the donor.

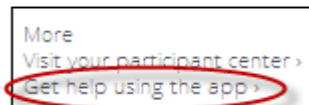
### Thank your donors

\$25 Company- Fairfield Cookies >

Jackie Rivera

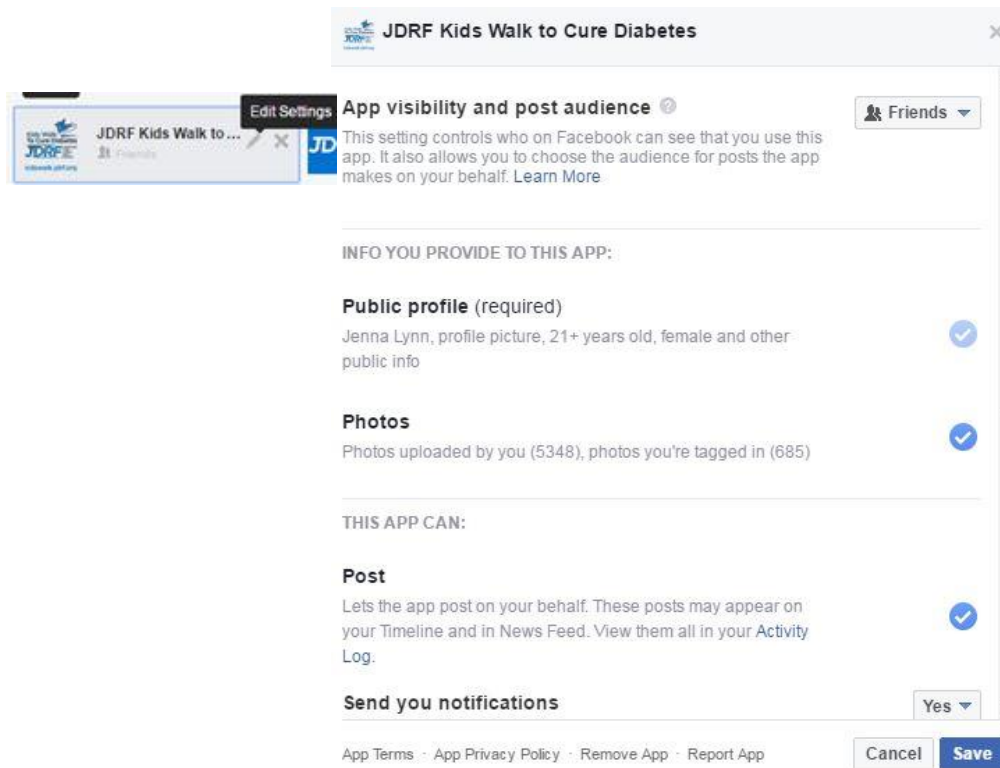


- 7. **More:** Have a question or problem? Need a little extra help? Ask the experts! The makers of the app can provide the best support if you use this link to ask for help. They will get an email encoded with important information to help them troubleshoot your issue.



### Keep Your Friends Updated with Donation Stream

Get a donation? Of course you will want to tell everyone! This is a great way to keep the visibility up on Facebook and get more gifts! The app will automatically publish a message to share the good news. It is smart enough not to post more than one donation per 24 hours or when there is no activity. Want to turn this feature "off?" Log into Facebook, go to the Home page, and highlight the app. A pen icon will appear and you can select **Edit Settings**.



We hope the Fundraise with Facebook app helps make your fundraising fun and enables you to raise more money! Together, we will turn Type One into Type None! Please use the link within the app for technical support. Remember, the help link tracks your page and makes it easier to resolve your issue. To speak to JDRF, contact our tech support hotline at (855) 835-9255 or Online Support at [onlinesupport@jdrf.org](mailto:onlinesupport@jdrf.org).